

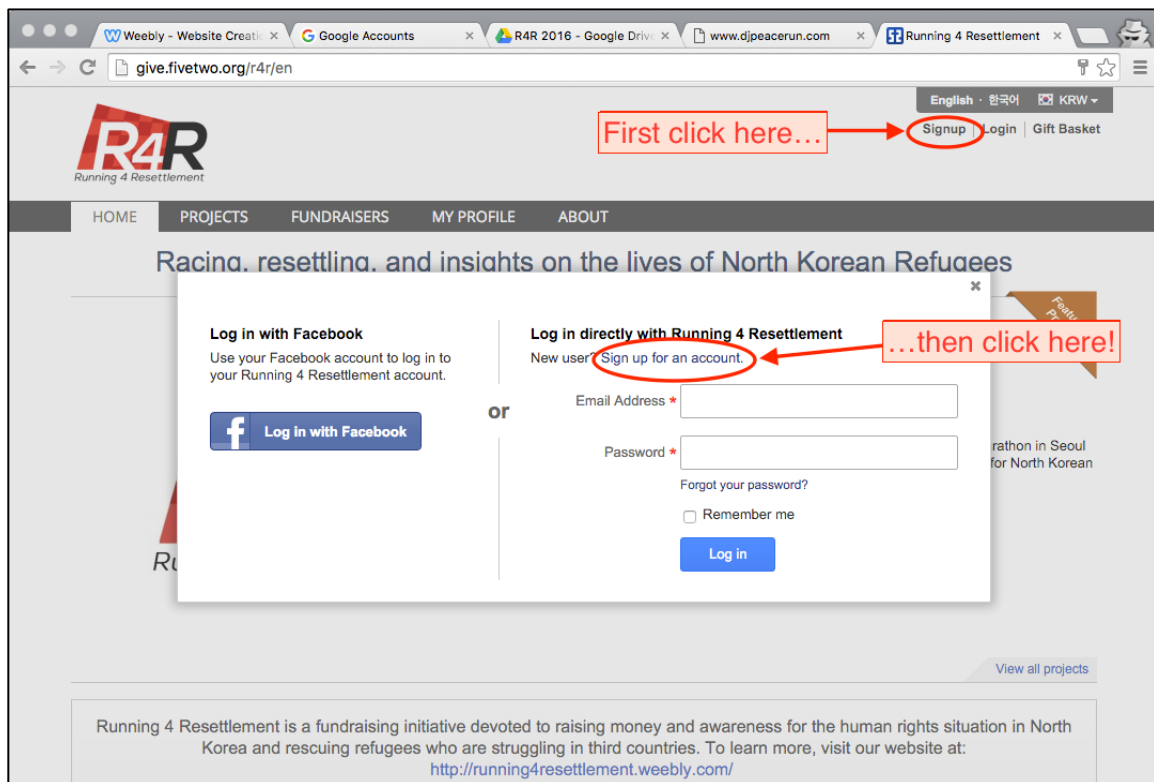
# RUNNING 4 RESETTLEMENT 2016

---

## HOW TO SET UP

or EDIT AN INDIVIDUAL FUNDRAISING PAGE ON FIVETWO.ORG

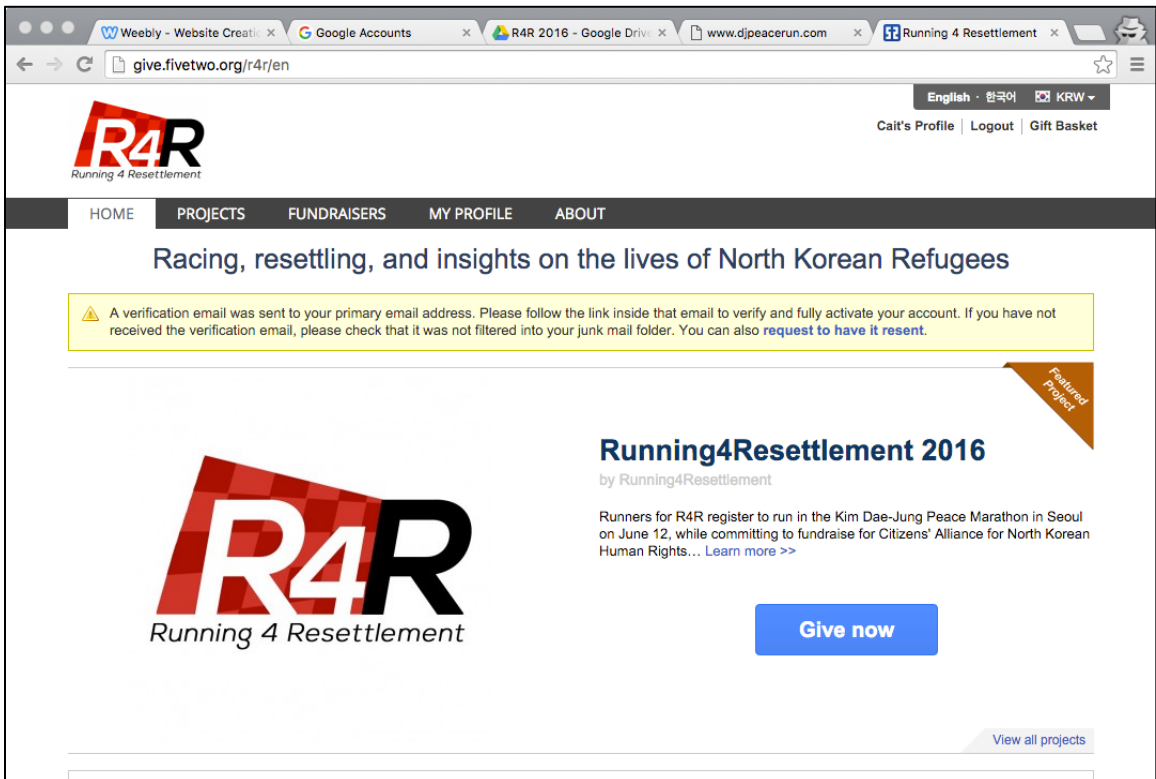
1. Open your browser to the R4R fundraising main page: [give.fivetwo.org/r4r/en](http://give.fivetwo.org/r4r/en).
2. In the top right corner of the page, select “**Signup**.”
3. A pop-up window will come up. If you don’t already have an account, click on “**Sign up for an account**.” Otherwise, log in and skip ahead to Step 6 on page 3.



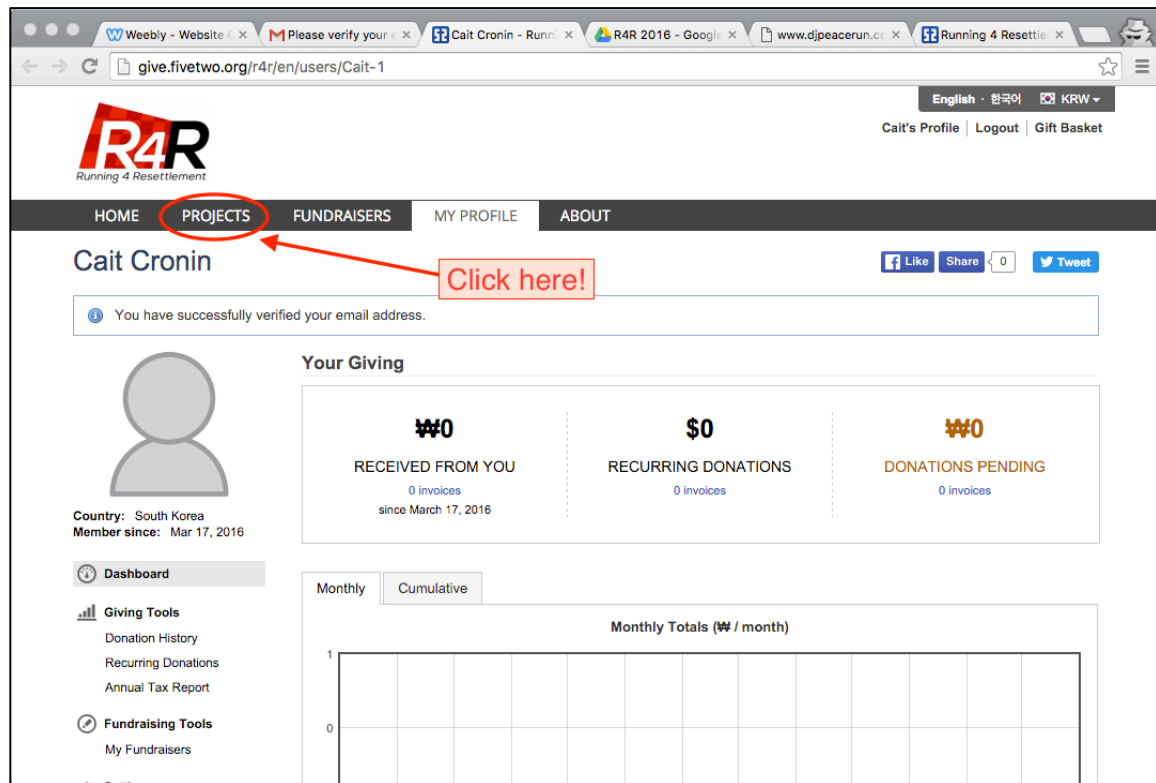
4. Fill out your personal information in the relevant fields and click “Continue.”

The screenshot shows a web browser window with the URL [give.fivetwo.org/r4r/en](http://give.fivetwo.org/r4r/en). The page features the R4R Running 4 Resettlement logo and navigation links for English, 한국어, and KRW. A sign-up modal is displayed with two options: "Facebook user?" and "Sign up directly with Running 4 Resettlement". The "Sign up directly" option is selected, showing fields for Email Address, Password, Confirm Password, First Name (Cait), Last Name (Cronin), and Country (South Korea). A red box with the text "Click when done" and an arrow points to the "Continue" button.

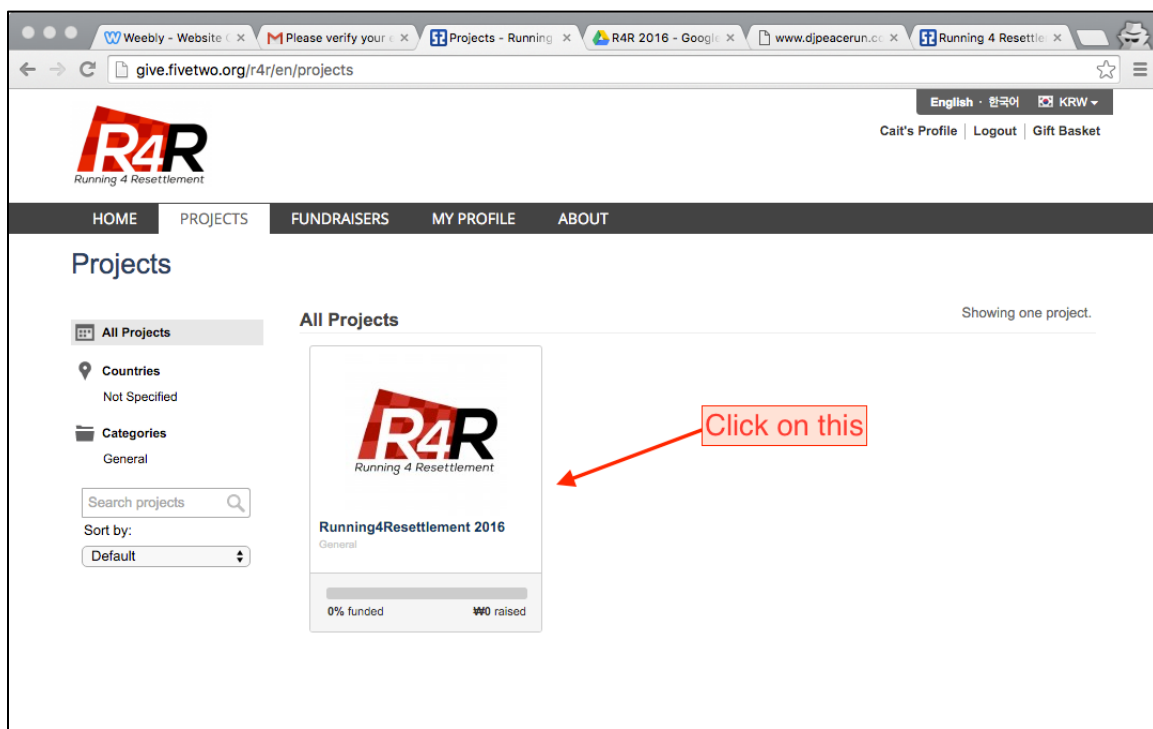
5. You will then be brought back to the R4R fundraising main page. You will need to verify your email address by clicking the link that is sent to your inbox.



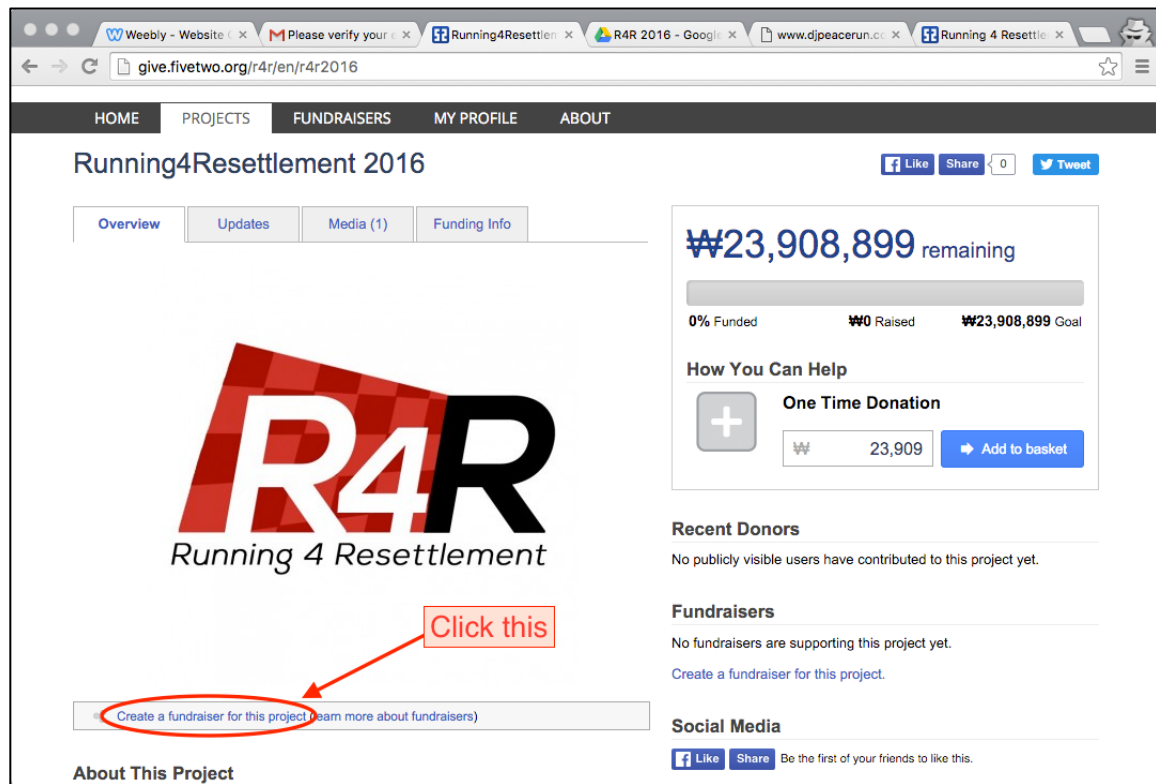
6. After you click the verification link sent to your email address, your browser will automatically navigate to the “My Profile” section of your new FiveTwo account. Select “**Projects**,” the second tab from the left.



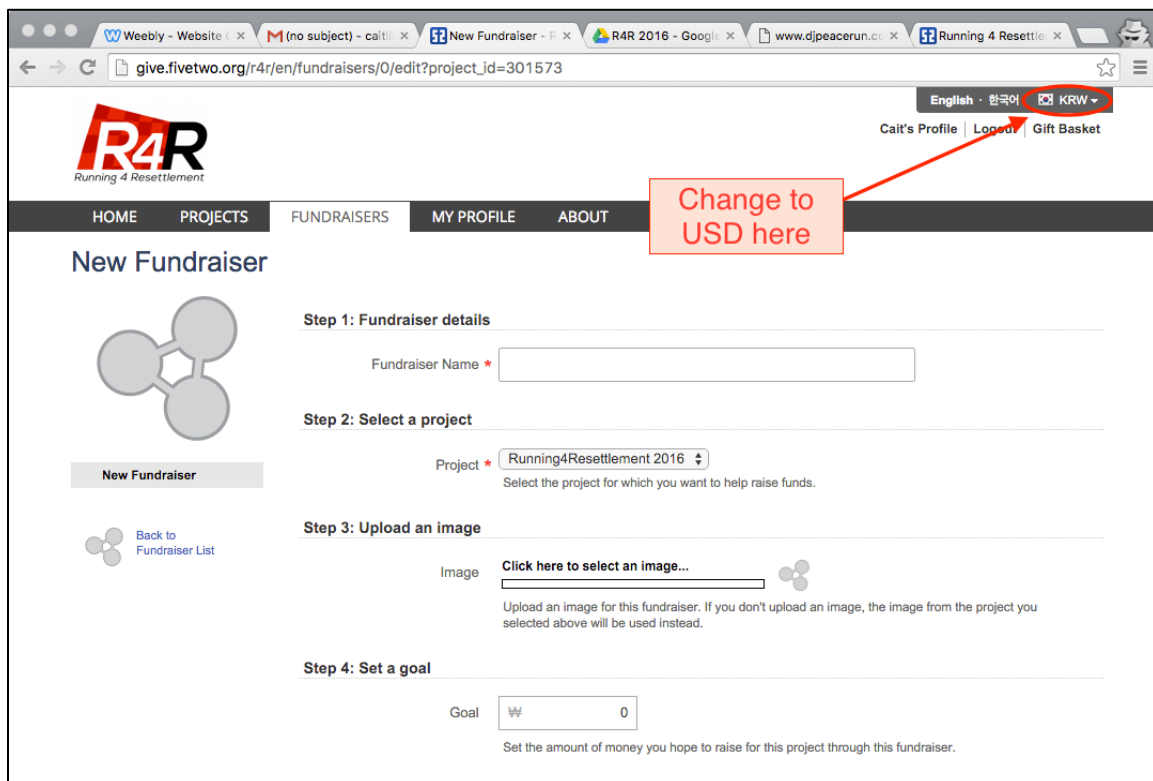
7. From there, click on our project (“**Running4Resettlement 2016**”) to create an individual fundraising page.



8. Next, click on “Create a fundraiser for this project” under the R4R logo.



9. Next, you will fill in the details of your individual fundraising page.  
*\*\*Warning: Your browser may automatically select Korean won as the currency. Click on “KRW” in the upper right-hand corner and choose USD instead.*



10. Choose a name, image, goal, and description for your individual page. Make sure to select **“Running4Resettlement 2016”** as the **“Project”** in Step 2. When you are done, click **“Save”** at the bottom.

**\*\*Notes:**

- When you choose a **“Fundraiser Name”** in Step 1, make sure to include your own name, e.g. **“Cait Cronin for R4R 2016.”** Otherwise, your donors may be confused.
- If you are fundraising in a team and competing for group prizes, include your team name in parentheses at the end, e.g. **“Cait Cronin for R4R 2016 (Team Awesome).”**
- Step 3 is optional. If you do not have a special image you would like to use for your individual fundraising page, it will default to the R4R logo.

gives.fivetwo.org/4/en/fundraisers/C/ed17?project\_id=301573

English E-RH USD +  
Cait's Profile | Logout | Gift Basket

HOME PROJECTS FUNDRAISERS MY PROFILE ABOUT

## New Fundraiser

Step 1: Fundraiser details

Fundraiser Name \* Cait Cronin for R4R 2016

Step 2: Select a project

Project \* Running4Resettlement 2016  
Select the project for which you want to help raise funds.

Step 3: Upload an image

Image IMG\_4666.JPG (Ready)  
Upload an image for this fundraiser. If you don't upload an image, the image from the project you selected above will be used instead.

Step 4: Set a goal

Goal \$ 500.00  
Set the amount of money you hope to raise for this project through this fundraiser.

Step 5: Enter a description

Description I'm raising money to help North Koreans in China escape the dangers of human trafficking and repatriation, so that they can pursue their dreams here in South Korea. Please support my fundraiser and cheer for me as I run the Kim Dae-Jung Peace Marathon in Seoul on June 12!  
Tell us a little about the fundraiser, why you created it, and why people should donate.

Options

Notifications ☒ Receive email notifications when this fundraiser receives donations

Click when done

Save Cancel

Powered by Five Two FOUNDATION  
Running4Resettlement  
Email: running4resettlement@gmail.com  
We accept PayPal

11. Congratulations-- you are now done and can start fundraising! Provide your family and friends the link to your individual page. It should look like this:

give.fivetwo.org/r4r/en/fundraisers/Cait-Cronin-for-R4R-2016-1

Cait's Profile | Logout | Gift Basket

HOME PROJECTS FUNDRAISERS MY PROFILE ABOUT

Cait Cronin for R4R 2016  
Fundraiser by Cait

Your fundraiser has been saved.

Give this link to your potential donors!

Click here to edit

Manage Fundraiser

You are the owner. Click to manage your fundraiser.

Fundraiser by Cait  
\$0.00  
raised of \$500.00 goal

0% Funded \$0 Raised \$500 Goal

This fundraiser supports  
Running4Resettlement 2016

Add to basket

Recent Supporters

12. If you ever need to edit the details of your individual page, click the red “**Manage Fundraiser**” button. On the next page, select “**Manage Fundraiser**” again:

give.fivetwo.org/r4r/en/fundraisers/Cait-Cronin-for-R4R-2016-1/dashboard

English - 한국어 USD

Cait's Profile | Logout | Gift Basket

HOME PROJECTS FUNDRAISERS MY PROFILE ABOUT

Cait Cronin for R4R 2016  
Fundraiser Dashboard

Dashboard

Manage Fundraiser

Edit Fundraiser

Delete Fundraiser

Back to Cait Cronin for R4R 2016

Click here to edit

Fundraiser Stats

Created on:	Mar 17, 2016
Number of donors:	0
Average donation:	\$0.00
Goal amount:	\$500.00
Total raised:	\$0.00
Donations pending:	\$0.00
% of goal:	0%

Donations

There have not been any recent donations.

14. From here, you can edit any aspect of your own fundraiser, including your personal URL. You can even increase your donation collection goal!

15. When you're finished, click "Save" at the bottom of the page.

16. You're all set to go!

The screenshot shows the 'Edit Fundraiser' page for 'Cait Cronin for R4R 2016'. The page is divided into five steps:

- Step 1: Fundraiser details**
  - Fundraiser Name: Cait Cronin for R4R 2016
  - URL: <http://give.fivetwo.org/r4r/en/fundraisers/Cait-Cronin-for-R4R-2016-1> (circled in red with a green checkmark)
- Step 2: Select a project**
  - Project: Running4Resettlement 2016
- Step 3: Upload an image**
  - Image: Click here to select an image...
  - ☐ Remove the current image
- Step 4: Set a goal**
  - Goal: \$ 500.00 (circled in red)
- Step 5: Enter a description**
  - Description: I'm raising money to help North Koreans in China escape the dangers of human trafficking and repatriation, so that they can pursue their dreams here in South Korea. Please support my fundraiser and cheer for me as I run the Kim Dae-Jung Peace Marathon in Seoul on June 12!

At the bottom, there is an 'Options' section with a checkbox for 'Receive email notifications when this fundraiser receives donations' which is checked. Below this are 'Save' and 'Cancel' buttons. The 'Save' button is circled in red.

Red annotations with arrows point to the URL, the goal, and the 'Save' button, each with a text box:

- URL: "Edit your URL here"
- Goal: "Change your fundraising goal here"
- Save button: "Click here when done"

*If you have any questions, you can always contact your R4R regional coordinator or send an email to [running4resettlement@gmail.com](mailto:running4resettlement@gmail.com).*